

EnerSys[®]

Powering The Future



EnerSys at a Glance

FY 2024 KEY STATISTICS¹

\$4.1B

Market Cap²

\$450M

Adj. Operating Earnings³

\$507M

Adj. EBITDA³

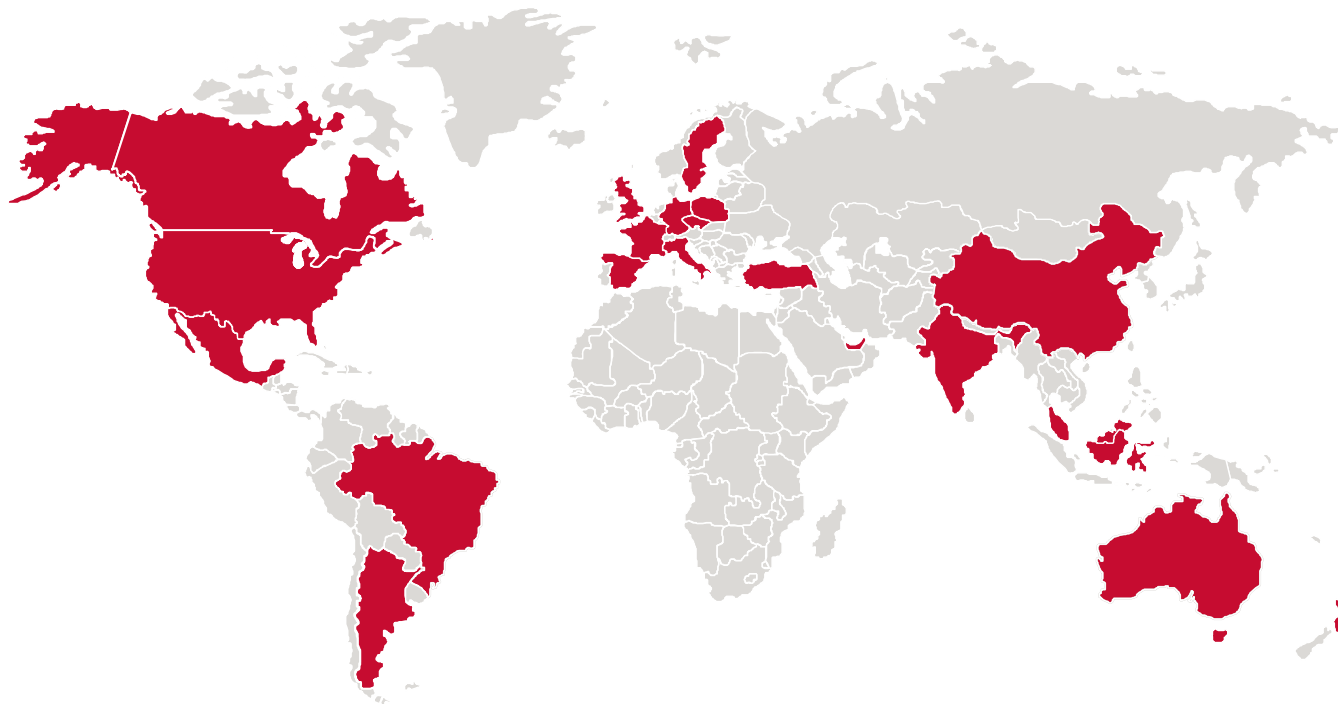
\$8.35

Adj. Diluted EPS³

10K+

Customers

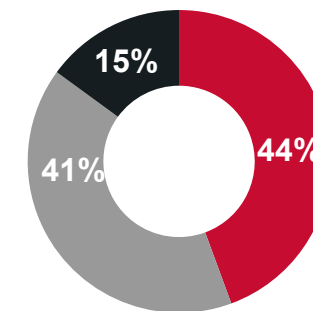
GLOBAL FACILITY BASE⁴



FY 2024 NET SALES

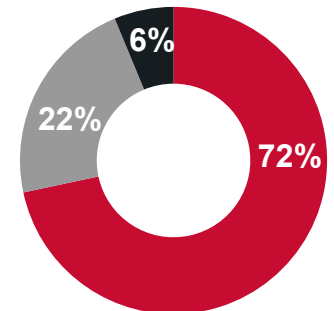
\$3.6B

Business Segments



- Energy Systems
- Motive Power
- Specialty

Geography



- Americas
- EMEA
- Asia

¹ FY 2024, year end March 31, 2024

² Market-Cap as of May 22, 2024

³ Non-GAAP financial measure. Please refer to appendix for reconciliation

⁴ Represents geographies with EnerSys manufacturing and distribution centers



June 2023

© 2023 EnerSys. All Rights Reserved.



 **SUPER**

Park+
Charge

New Lithium-Ion Cell Gigafactory

CONSTRUCTION TO BEGIN FY'26




Image: Artist Rendition

Leveraging Our Sustainable Competitive Advantages




Deep Customer Relationships

Customer-centric end-to-end solutions provider, from design to asset management software, service, and replacement



Domain Expertise

Product and company differentiation around systems / technology with **core competencies at scale**



Modular Technology

Only fully integrated provider of power hardware, conversion, and software systems to diverse end markets



Resilient Business Model

Large, diverse end-markets and global customer base supported by strong balance sheet and cash generation



Operational Excellence

Continuous improvement driven by EOS enabling **margin expansion opportunities**

Maturity Plus Advanced Growth are Key Differentiators